



How to order photos

You can view your photo gallery online, as well as see all our available products and pricing, and place orders directly on the website.

Completely customise the photos ordered in a pack, or purchase individual prints and digital downloads. Check out our step-by-step guide below for the fastest and easiest way to order your photos.



1. Select the device of your choice




2. Enter URL and access code ([here](#))



3. Choose your favourite photos



4. Add products to the basket



5. Check the basket



6. Follow the steps to checkout



Overview



Packs



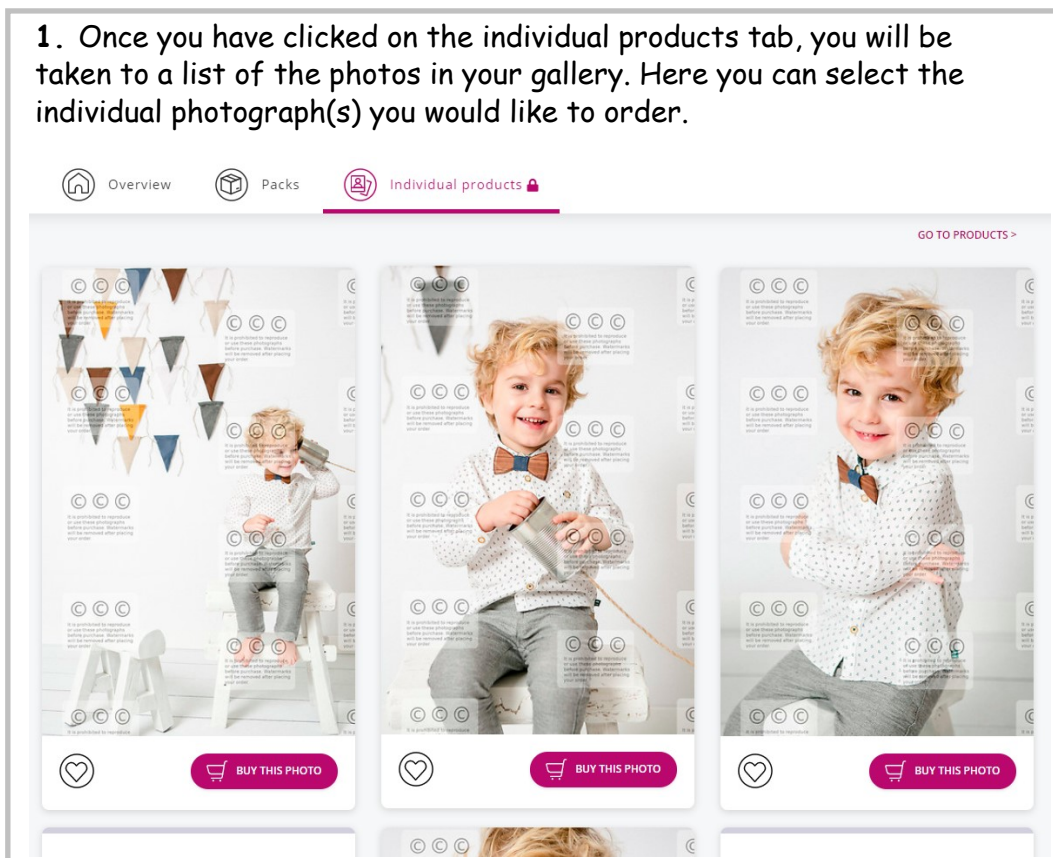
Individual products

You have been successfully logged in.

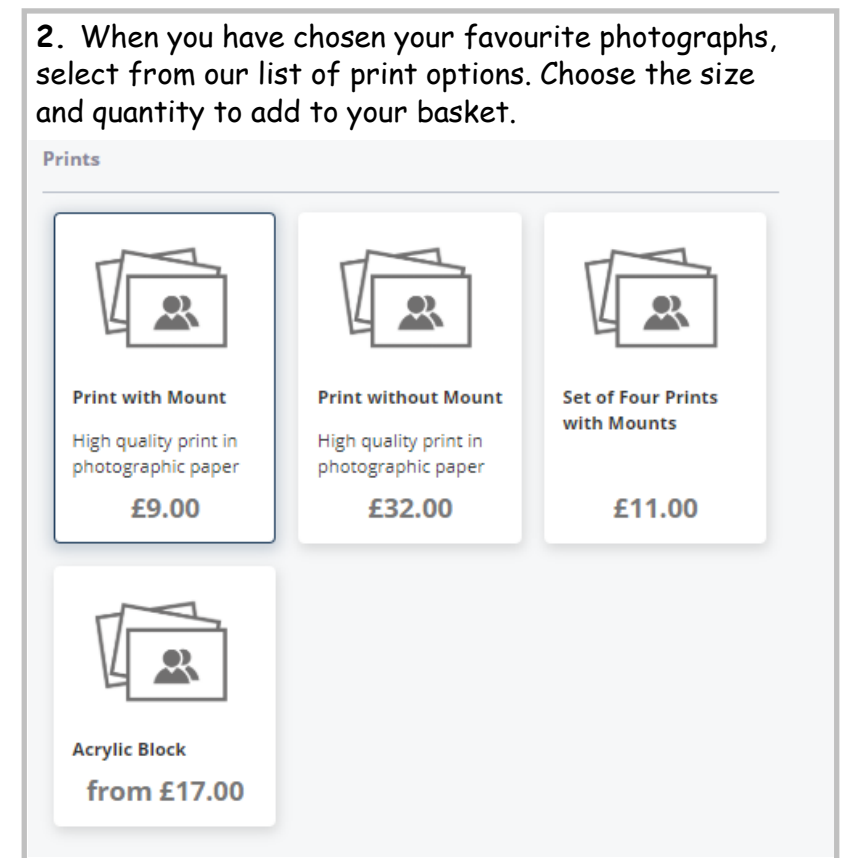
Once you have logged in to view the gallery, you should see a menu at the top of the screen with the "Packs" and "Individual products" tabs.
(please see above)

How to order an individual product

1. Once you have clicked on the individual products tab, you will be taken to a list of the photos in your gallery. Here you can select the individual photograph(s) you would like to order.



2. When you have chosen your favourite photographs, select from our list of print options. Choose the size and quantity to add to your basket.



How to order a pack

The photos shown in the packages when they are selected are just suggestions to show the packs are now able to be completely customised. However, you can still order a pack of one photo and another pack of a different photo if you would like.

1. Once you have chosen the pack you would like to order, click on "choose photos", this will then bring up the following screen with the sizes in the pack and suggested photos (see below) where you can then choose the photos you would like.

Change the photos for each item and make the package yours!



2x

Print with Mount 8"x6"

CHANGE PHOTO(S)?



2x

Print with Mount 6"x4"

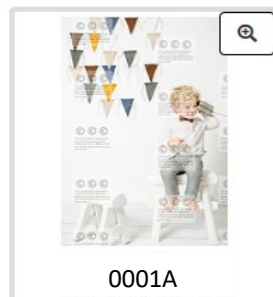
CHANGE PHOTO(S)?

2. Click on "Change photo(s)?" and you will then be able to select the photos you want (please see below). For example, if you would like all the sizes in the same image like the 2 8x6" prints for instance, then select the photo you want and change the quantity to 2.

2 of 2 photos selected

CLEAR SELECTION

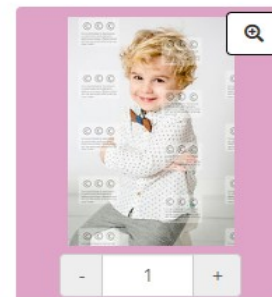
CONFIRM SELECTION



0001A



1



1



0004A